

2" Square LED Reflector Light Engines



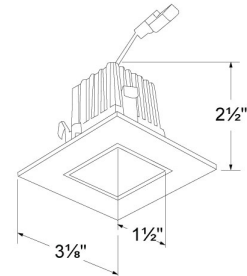
Features

- Suitable for use in fixtures installed in insulated ceilings.
- Suitable for new construction and remodel housings.
- Suitable for installation into ELCO 2" recessed fixtures with 2-wire connector.
- Diecast construction provides lasting durability.
- CA Title 24 compliant (JA8-2016-E).
- Meets ENERGY STAR requirements.

Specifications

Wattage	9W
Lumens	600 lm - 860 lm
Color Temp.	2700K - 4000K
Dimmable	Triac/ELV
Lamp Type	LED
Beam Angle	36°
CRI	93+
Wet Location	Listed

Dimensions



Technical Details

Optics: PC Lens for even lumen distribution.

Construction: Diecast construction for lasting quality and greater heat dissipation. High quality powder coat finish preventing rust and paint cracking.

Installation: Must be installed in ELCO 2" Alder System housing; E2LC106ICA, E2LC175ICA, E2LC175RICA, E2LC106, E2LRC106.

LED Technology:

- Extremely accurate color rendering with 93+ CRI.
- Efficacy of max. 92 lumens per watt.
- Lumen Maintenance of 50,000 hours L70 based on LM80 standardized test results.
- Superior Thermal Management by utilizing aluminum body as heat sink.

Listings: UL Listed for Wet Location. ENERGY STAR® Certified. California Title 24 (JA8-2016-E).

Warranty: ELCO Products are built to last with a 5-year Limited warranty.

Product Numbers

Item	Lamp type	Lumens	CCT	Watts	Dimming	Beam Angle	Finish
E213C0627W	LED	600 lm	2700K	9W	Triac/ELV	36°	White
E213C0630W	LED	630 lm	3000K	9W	Triac/ELV	36°	White
E213C0727W	LED	800 lm	2700K	9W	Triac/ELV	36°	White
E213C0730W	LED	830 lm	3000K	9W	Triac/ELV	36°	White
E213C0735W	LED	845 lm	3500K	9W	Triac/ELV	36°	White
E213C0740W	LED	860 lm	4000K	9W	Triac/ELV	36°	White

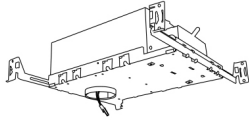
Product Number Builder Example: E213C0627W

ELCO 2" Light Engines	Lumens	Color Temperature	White
E213C			W
	06 630 07 830	27 2700K 30 3000K 35 3500K (07 only) 40 4000K (07 only)	

Compatible Products

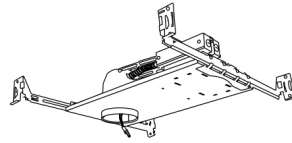
For use with 2" Standard Alder™ LED Light Engines

2" Alder™ IC Airtight Housings



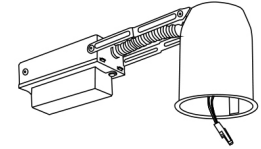
2" IC Airtight New Construction Housing

CAT NO.	SPECIFICATIONS
E2LC106ICA	9W/120V/ Triac/ELV Dimmable



2" New Construction Housing

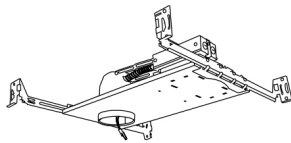
CAT NO.	SPECIFICATIONS
E2LC175ICA	9W/120V/ Triac/ELV Dimmable



2" Remodel Housing

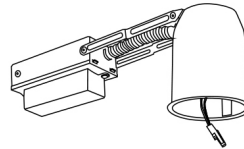
CAT NO.	SPECIFICATIONS
E2LC175RICA	9W/120V/ Triac/ELV Dimmable

2" Alder™ Non-IC Airtight Housings



2" New Construction Housing

CAT NO.	SPECIFICATIONS
E2LC106	9W/120V/ Triac/ELV Dimmable



2" Remodel Housing

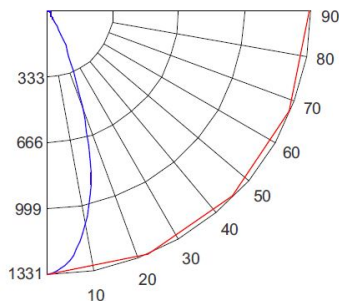
CAT NO.	SPECIFICATIONS
E2LRC106	9W/120V/ Triac/ELV Dimmable

2" Square LED Reflector Light Engine

Multiplier: 3000K (x 1.04)

PHOTOMETRIC REPORT

Product #: E213C0627
 Wattage/Lumens: 8.8W/ 591 lm
 Luminaire LPW: 67 Lm/W



CANDLE POWER SUMMARY

Degrees Vertical	0°
0	1330
5	1266
15	846
25	258
35	38
45	22
55	17
65	12
75	7
85	2
90	0

ILLUMINANCE AT A DISTANCE

Distance to Target Plane	Footcandles Beam Center	Beam Diameter
4'	83.1	2.6'
6'	36.9	3.8'
8'	20.8	5.1'
10'	13.3	6.4'

ZONAL LUMEN SUMMARY

Zone	Lumens	% Luminaire
0-30°	489.45	82.80
0-40°	534.10	90.40
0-60°	568.44	96.20
0-90°	590.11	99.90